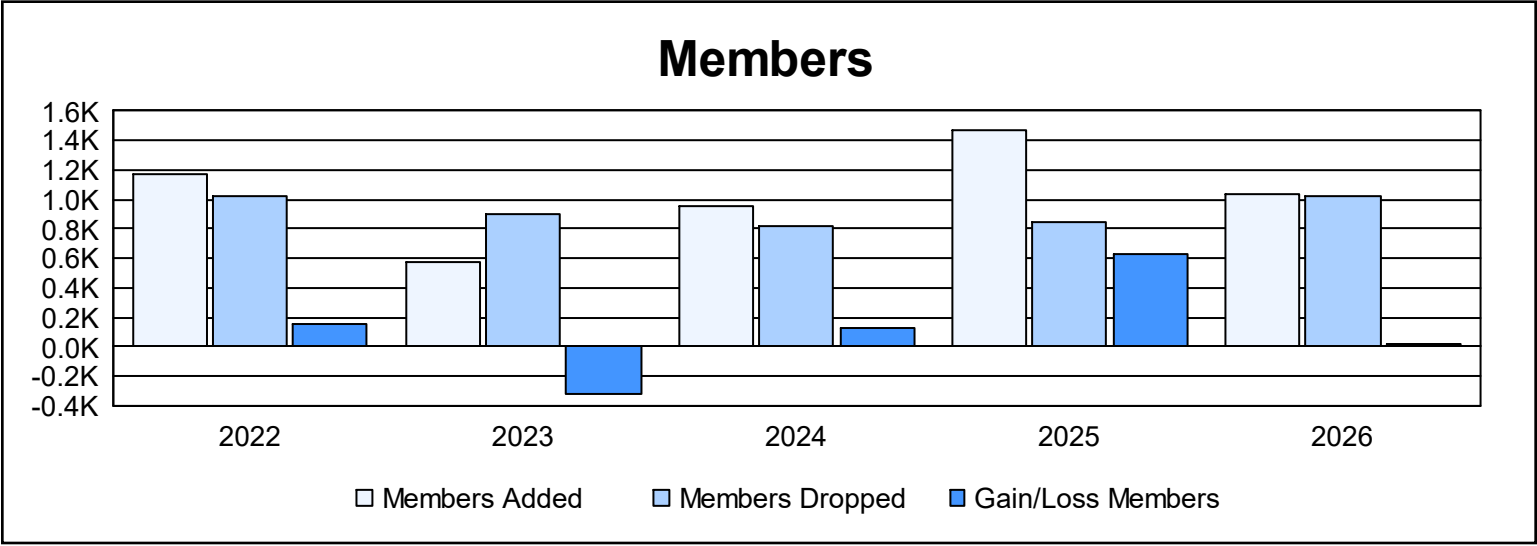
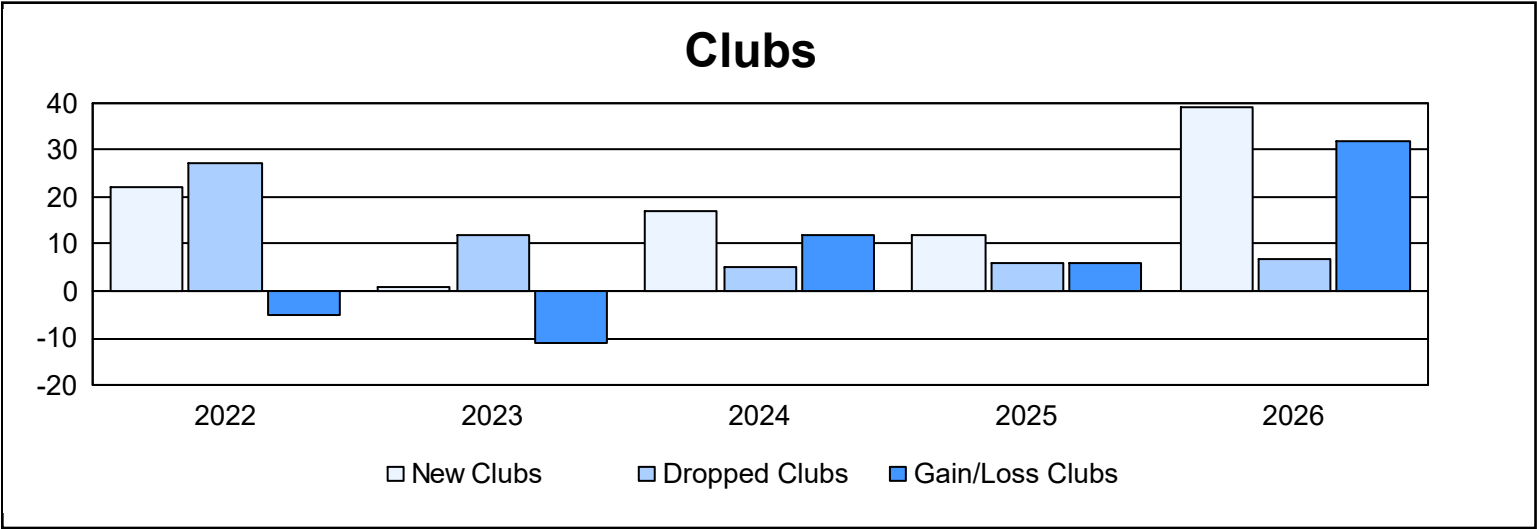
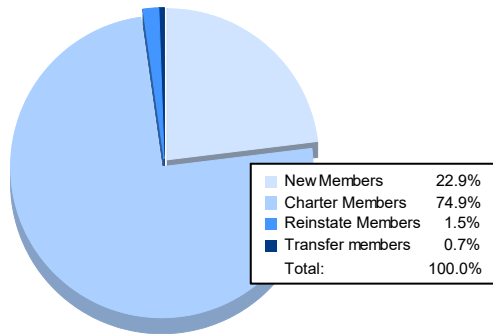


Year	New Clubs	Dropped Clubs	Gain/ Loss Clubs	New Members	Charter Members	Reinstate Members	Transfer Members	Total Member Added	Total Members Dropped	Gain/ Loss Members
2021-2022	22	27	-5	553	565	45	14	1,177	1,028	149
2022-2023	1	12	-11	327	107	126	18	578	903	-325
2023-2024	17	5	12	327	458	150	17	952	823	129
2024-2025	12	6	6	1,110	250	93	20	1,473	842	631
2025-2026	39	7	32	239	780	16	7	1,042	1,017	25
Average	18	11	7	511	432	86	15	1,044	923	122



Membership Composition January 2026 Cumulative



Gender Composition January 2026 Cumulative

